

wedi Top[®] Line

- Ready-to-use surfaces for wedi Fundo shower systems (Plano, Primo, Riolito neo) and wall and surface cladding (wedi Top Wall)
- Pre-formed surface solutions for wedi functional design elements (Sanwell niche, Sanoasa bench 3 and I-Board)



General product description





wedi Top Line offers a very broad product portfolio of seamless design surfaces. The range consists of matching surfaces for the Fundo Plano, Primo and Riolito neo flush-to-floor shower elements and for selected wedi functional design elements (wedi Sanwell niches, wedi Sanoasa bench 3 and wedi I-Board), as well as offering special surfaces for attractive wall and surface cladding. The entire product line is available in the homogeneous pure white colour and in the colours stone grey, sahara beige, concrete grey and carbon black with a natural stone look.

Thanks to the special material properties, all surfaces are quick, easy and safe to install, can be individually shortened to the right dimensions with a standard hand tool as desired and are equally suitable for new builds, renovations and modernisations.

Product properties

The particularly refined surfaces of wedi Top Line offer a wide range of design options: they are made from a high-quality, coloured material and, with their modern shades, fit perfectly into every bathroom design. In addition to use in the bathroom, steam baths can also be fitted out with wedi Top surfaces. All surfaces are equally suitable for barefoot floor areas.

The design surfaces offer medium to high slip resistance. Detailed information about this can be found in the table below.

Slope		Slip resistance	German standard DIN 51097	Surface	Application
6° ≤ 12°		Standard	–	–	Private area
12° ≤ 18°		Medium	A	Fundo Top Homogeneous surface	Private area
18° ≤ 24°		High	B	Fundo Top Natural stone look	Private and public / commercial area
24° >		Very high	C	–	Public / commercial area

Installation

As 100 % wedi system components, wedi Top Line products are direct bonded with the aid of wedi 610 – to matching Fundo shower elements, various functional design elements and wall surfaces. Please find a detailed description of the installation steps in the separate installation instructions. These are enclosed with the product and are available online at www.wedi.com.

wedi Top Line can be individually adjusted to the desired size and can be individually cut to the desired dimensions for the surface design. They can also be used on all common surfaces such as tiles, plaster, plasterboard or wedi system components.

Transport and storage

Each wedi Top Line element should be transported with great care and stored horizontally. The element should only be stored in the packaging intended for this purpose.

Miscellaneous

Information concerning care, cleaning and repair can be found in the separate care instructions. These are enclosed with the product and are available online at www.wedi.com.

Technical properties wedi Top® Line

	Colour pure white	Colours stone grey, sahara beige, concrete grey, carbon black
Material	Acrylic resin bonded mineral material	Mineral and vinyl composite material
Material thickness	6 mm	6 mm
Weight	9,6 kg/m ²	9,0 kg/m ²
Coefficient of thermal expansion	5,6 · 10 ⁻⁶ · K ⁻¹ (according to DIN 53752)	7,07 · 10 ⁻⁵ · K ⁻¹ (according to DIN 53752)
Bending strength	65 N/mm ² (according to DIN EN 310)	80 MPa (according to DIN 53452)
Ball indentation hardness	260 N/mm ² (according to DIN ISO 2039-1)	260 N/mm ² (according to DIN ISO 2039-1)
Tensile strength	37 MPa (according to DIN EN ISO 527)	45 MPa (according to DIN 53455)
Duration temperature resistance	up to 70°C (according to DIN EN ISO 13894-1)	up to 70°C (according to DIN EN ISO 13894-1)
Water resistance	present	present
Suitable for underfloor / wall heating	yes	yes
Ability to resist temperature changes	passed (-50°C/+70°C)	passed (-50°C/+70°C)
Fire behaviour	E (according to EN 13501-1)	E (according to EN 13501-1)
Bacterial resistance	resistant to mould and bacterial contamination (in accordance with DIN EN ISO 846 A/C), demonstrable reduction of bacteria on the surface (up to 99,9% within 24 hours in accordance with JIT Z 2801)	
Chemical resistance	resistant to normal household chemicals (see P. 4)	
Scratch resistance	present (see care instructions)	present (see care instructions)
Impact resistance	present	present
Floor impact resistance performance class	Performance class 33 for areas with heavy use such as: shop fitting / hotels (in conformity with DIN EN 13329)	
Cuttability	Can be worked with all common tools, such as a hand-held circular saw. A jigsaw can be used for recesses in wedi Top Wall for fittings.	
Slip resistance	A (according to DIN 51097)	B (according to DIN 51097)
Wheel-chair navigability	present	present
Cleanability	Easy to clean (see care instructions)	Easy to clean (see care instructions)
Ease of disposal	Waste code 170203 construction and demolition waste	
Surface quality	Homogeneous surface	Textured natural stone look
Feel	heat-retaining	heat-retaining

Chemical resistance

Test substance	Colour pure white	Colours stone grey, sahara beige, concrete grey, carbon black
Pipe cleaner	✓	✓
Cleaners such as Fila Cleaner / Cilit Bang / Lithofin	✓	✓
Hair dye	✓	✓
Make-up, mascara	✓	✓
Tanning lotion	✓	✓
Sun cream	✓	✓
Urin	✓	✓
Chlorine	✓	✓
Carrot juice	✓	✓