

Time and cost savings with the installation of wedi walls

Additional info: Hard copy free. File copy requested

[A comparison: conventional masonry and wedi building boards](#)

“Time is money” – build or renovate bathrooms quickly

Press contact:

Klaus Gunter Theobald
wedi GmbH
Hollefeldstr. 51
48282 Emsdetten
Phone +49 160 97 84 31 65
Fax +49 2572 156-160
klausgunter.theobald@wedi.de
www.wedi.de

Whether for renovations or new builds: building work in bathrooms must be done quickly so that they are available to use as soon as possible. This applies for private residences as much as for hotels and other facilities where renovations are frequently carried out with the facility remaining open. Building elements which can be installed quickly and easily are not only beneficial to owners, but also provide security in planning and calculations for tradespeople, planners and architects. Emsdetten-based wedi offers full system solutions for contemporary bathroom design. In particular, their building elements, made from extruded rigid polystyrene foam with a special fibre-mesh cement coating, are perfect for constructing a multitude of wall solutions. As a quick and reliable alternative to masonry using porous concrete, the 100% waterproof material provides a cost-effective solution thanks to the reduced workforce requirement.

wedi building elements can be used for a wide range of applications in wall construction and design: as wall cladding for sealing and/or levelling of existing walls or as a free-standing or partition wall for dividing different areas within a room. Entire systems for wet areas such as communal showers in public sanitary facilities and complete room solutions such as hotel bathrooms for example, can also be realised quickly and easily with wedi wall modules. Their light weight and easy handling along with their simple installation and short processing time pay off every time.


Comparison of a bricked wall and a lightweight wedi wall solution


The example of a 3 m² shower partition wall shows how bricked walls and lightweight solutions perform in direct comparison. 148.9 kg of building material (porous concrete bricks, adhesives, fabric, reinforcement mortar, wall anchor, sealing) is used for conventional masonry. For a wedi wall solution however (wedi building board XXL with dimensions of 1,200 x 2,500 x 50 mm and one tube of wedi 610 adhesive sealant) the total weight of required materials is only 14.3 kg. Thanks to less material being needed, just one person (instead of two) is required for the handling and installation of a wedi wall, and the work itself is easier and safer to carry out as well. The working time for building a wall is a massive 4 hours for masonry whilst for the lightweight wedi wall solution it is just half an hour. Furthermore, whereas the masonry can only be tiled after 5 days, the wedi wall is ready-to-tile the very next day.

Press contact:

Klaus Gunter Theobald
 wedi GmbH
 Hollefeldstr. 51
 48282 Emsdetten
 Phone +49 160 97 84 31 65
 Fax +49 2572 156-160
 klausgunter.theobald@wedi.de
 www.wedi.de

Traditional brickwork vs. wedi walls made from standard XXL building boards

Traditional brickwork 1,200 x 2,500 mm, 3 m ²			
Tools required:			
<ul style="list-style-type: none"> ▪ Spirit level ▪ Pencil ▪ Mixer for mortar and plaster ▪ Handsaw for bricks ▪ Trowel ▪ Finisher/smoothing trowel ▪ Cutter 			
Products	Quantity	Installation	Drying
Brick	20 pcs., 111.8 kg	144 min.	1 day
Aerated concrete 75 mm	5.6 kg per brick		
Adhesive	3.6 kg		
Fabric	5 m ² , 0.5 kg	64 min.	1 day/mm 3 – 4 days
Reinforcing mortar	30 kg		
Wall anchor	5 pcs.	10 min.	–
1K sealing	3 kg	20 min.	1st coat: 2 hours 2nd coat: 4 hours
	148.9 kg	4 hours pure working time	Tileable after 5 days

wedi building board XXL 1,200 x 2,500 mm, 3 m ²			
Tools required:			
<ul style="list-style-type: none"> ▪ Spirit level ▪ Pencil ▪ Cutter, jigsaw or hand-held circular saw ▪ Cartridge gun 			
Products	Quantity	Installation	Drying
wedi BA XXL 50 mm	1 pc., 13.8 kg	30 min.	1 day
wedi 610	310 ml, 0.5 kg		
	14.3 kg	0.5 hours pure working time	Tileable the next day

Sources for determining the time: suggested tariff for the North Rhine Tiling and Paving Trade (default values), calculation aid extension – façade – conversion

This comparison clearly shows: that when building a 3 m² shower partition wall, the wedi lightweight solution takes

- approx. 65% fewer material components
- approx. 90% lower material weight
- approx. 85% shorter to process
- approx. 80% shorter to dry/cure
- significantly reduced workforce requirement

Press contact:

Klaus Gunter Theobald
wedi GmbH
Hollefeldstr. 51
48282 Emsdetten
Phone +49 160 97 84 31 65
Fax +49 2572 156-160
klausgunter.theobald@wedi.de
www.wedi.de

System solutions with integrated additional functions

If a niche needs to be integrated for storage, in a bricked wall this would be very laborious owing to the sealing: eight sealing corners and twelve sealing tapes would be needed for this, which means additional material and additional time. In the ready-to-install wedi Sanwell wall element, by contrast, the niche is already integrated during manufacturing and is therefore reliably sealed. What's more, the size and position of the niche can be modified in just a few steps according to the customer's requirements. Last but not least, the processing time of the lightweight wedi solution is more than 90% shorter in comparison with a bricked wall.

Wall modules with pre-installed technology, reduce time, labour and cost. Thanks to custom prefabrication, pipes, cables or heating technology can be integrated in the factory precisely, according to the customer's specifications.

wedi walls: lightweight, quick to install solutions

Regardless of whether an existing wall needs new cladding, or a completely new shower or free-standing wall should be built: installation with wedi prefabricated modules saves the tradesperson a lot of time. Thanks to the sealing and technology being already integrated, laborious and critical work steps are transferred into the product system. This results in reduced interfaces between different trades on site, simplified material procurement and logistics, and easier storage and transport. Installation can be done by just one person which, in addition to reduced work steps and short drying times, likewise minimises the time required for project completion. Furthermore, it is also not possible for building moisture to occur with a dry construction solution, and when they are installed correctly, wedi guarantees the reliability of its products and systems.

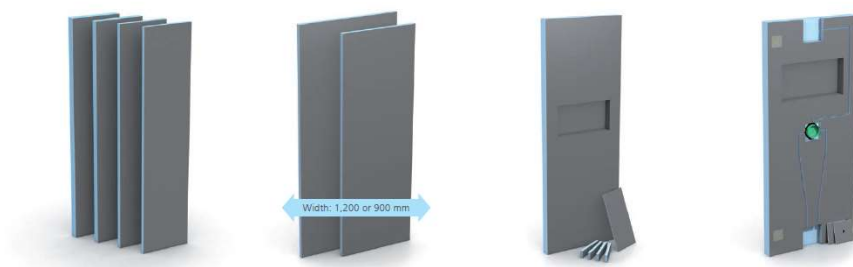
About wedi

wedi GmbH, based in Emsdetten, is a leading manufacturer of and systems provider for directly tileable, watertight construction elements in Europe and North America. The extensive portfolio is complemented by high-quality design surfaces which provide additional design options in the bathroom. With its innovative system solutions and guaranteed system reliability, wedi offers long-lasting complete solutions for wet rooms. The family company, founded in 1983 by Helmut Wedi, today employs around 400 members of staff and is active in more than 30 countries.

Press contact:

Klaus Gunter Theobald
wedi GmbH
Hollefeldstr. 51
48282 Emsdetten
Phone +49 160 97 84 31 65
Fax +49 2572 156-160
klausgunter.theobald@wedi.de
www.wedi.de

Images:



Press contact:

Klaus Gunter Theobald
wedi GmbH
Hollefeldstr. 51
48282 Emsdetten
Phone +49 160 97 84 31 65
Fax +49 2572 156-160
klausgunter.theobald@wedi.de
www.wedi.de

All wedi wall solutions can be integrated into the wedi system and form a part of the wedi sealing system with a general building authority test certificate or DIN 18534.



In this bathroom, the shower area and bathtub are separated by a wedi wall element. The element simply needs to be cut as required, put into place and then adhered, which takes around 30 minutes working time.

Image can be downloaded from:

https://www.blumoon.de/kundendownload/wedi/wedi_Badplanung_Wandelement.jpg



Press contact:

Klaus Gunter Theobald
wedi GmbH
Hollefeldstr. 51
48282 Emsdetten
Phone +49 160 97 84 31 65
Fax +49 2572 156-160
klausgunter.theobald@wedi.de
www.wedi.de

With the wedi Sanwell wall element, bathroom areas can easily be partitioned. It ensures the necessary intimacy in the shower area and at the same time protects the surrounding areas from spray.

Image can be downloaded from:

www.blumoon.de/kundendownload/wedi/duschtrennwand/wedi_Badplanung_Privatbad.jpg




Press contact:

Klaus Gunter Theobald
wedi GmbH
Hollefeldstr. 51
48282 Emsdetten
Phone +49 160 97 84 31 65
Fax +49 2572 156-160
klausgunter.theobald@wedi.de
www.wedi.de

Free-standing walls can be used to separate individual room areas and aesthetically structure the room. Furnished with the matching Fundo Top or Fundo wall surfaces, they serve as central elements in the room design.

Image can be downloaded from:

www.bluemoon.de/kundendownload/wedi/duschtrennwand/wedi_Top_Wall_Skizze.jpg



Press contact:

Klaus Gunter Theobald
wedi GmbH
Hollefeldstr. 51
48282 Emsdetten
Phone +49 160 97 84 31 65
Fax +49 2572 156-160
klausgunter.theobald@wedi.de
www.wedi.de

A tradesperson can install a wedi Sanwell wall element on their own thanks to its light weight. Only wedi 610 adhesive sealant is needed for installation, in addition to a spirit level, pencil and cutter. Since the niche is already integrated in the factory, the tradesperson saves the time needed to separately create and seal it.

Image can be downloaded from:

www.blumoon.de/kundendownload/wedi/duschtrennwand/wedi_Sannwell_Nische_Privatbad.jpg



Press contact:

Klaus Gunter Theobald
wedi GmbH
Hollefeldstr. 51
48282 Emsdetten
Phone +49 160 97 84 31 65
Fax +49 2572 156-160
klausgunter.theobald@wedi.de
www.wedi.de

Shower partition walls up to a width of 1.20 m can be attached to the wall and floor with no ceiling or wall supports using wedi 610. wedi building boards are approved for use as shower partition walls from a thickness of just 50 mm.

Image can be downloaded from:

www.blumoon.de/kundendownload/wedi/duschtrennwand/wedi_Duschtrennwand_helles_Bad.jpg

All images: wedi GmbH